

Towards a Wearable Device for Controlling a Smartphone with Eye Winks

Davide Valeriani, Ana Matran-Fernandez

Brain-Computer Interfaces Laboratory
School of Computer Science and Electronic Engineering
University of Essex

24th September 2015


CEEC'15

Outline

- Human-Computer Interaction
- EyeWink Architecture
- EOG Analysis
- Tests Conducted
- Results
- Conclusions and Future Work

Human-Computer Interaction

- Use technology to develop novel ways to interact with devices
- Applied to computers, home entertainment and **smartphones**



Interfaces for Smartphones

Voice-based

- E.g., Google Now, Apple Siri
- Require quiet environment
- Privacy issues

Eye-based

- E.g., Tobii EyeX, EyeTribe, apps
- Devices mainly for games
- Based on eye tracking
- Require smartphone in front of the user

EyeWink


Idea

Use voluntary eye winks to command the smartphone

- Record muscular potentials
- Detect winks and filter out blinks
- Convert the winks into commands
- Stream the commands to the smartphone

Data Acquisition

- 2 active electrodes on the forehead or distally
- 2 extra reference electrodes (mastoids)
- Sampling rate: 250 Hz
- Data accumulated in **epochs** (100 samples)



Data Preprocessing

Main aim: **artefact rejection**

- Common average subtracted from each channel (CAR)

$$CAR(x_i(t)) = x_i(t) - \sum_{i=1}^m \frac{x_i(t)}{m}$$

where $m = 2$ (number of electrodes)

- Band-pass filter

Limited preprocessing → compatible with real-time systems

Wink Detector

$A_l = \max(\text{left epoch});$

$A_r = \max(\text{right epoch});$

$D = A_l - A_r;$

$M = \min(A_l, A_r);$

if $A_l > T_1$ **and** $(D - M) > T_2$ **then**

| **Result:** Left eye wink

else

| **if** $A_r > T_1$ **and** $(D - M) < -T_2$ **then**

| | **Result:** Right eye wink

| **else**

| | **Result:** No action

| **end**

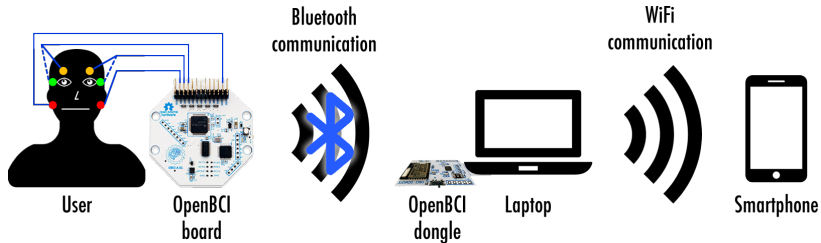
end

Tuning

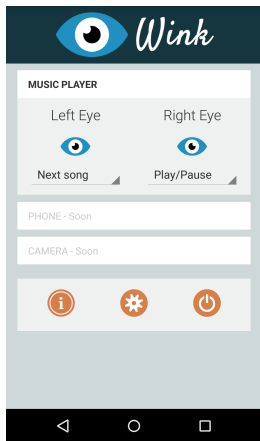
- The system is tuned manually by choosing the values of T_1 and T_2
- The user winks 4-5 times with each eye
- Thresholds adapted for different postures
 - sitting
 - standing
 - walking

Communication

Main aim: send the command (left/right wink/ no action)

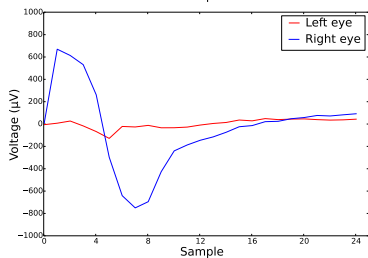
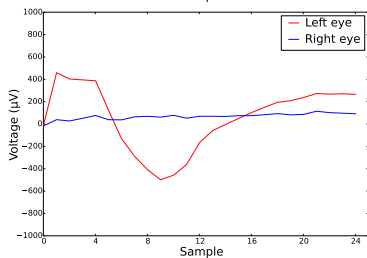
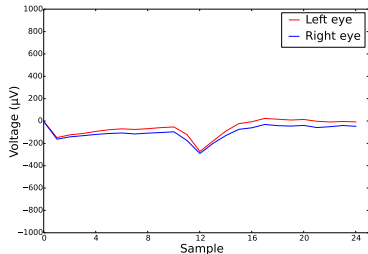
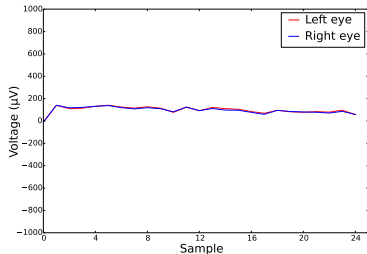


Smartphone App



- Manages the connection with the computer
- Allows to associate an action to each eye wink
- Supports the music player
 - Play/Pause
 - Next song
 - Previous song
 - Volume up
 - Volume down

EOG Analysis



Tests

Device tested on 2 users:

- *cue-based* experiment: after tuning, participants performed 20 trials of each type (left wink, right wink, blink and no action)
- *free-mode* experiment: the user freely move/sit in a public park

Accuracy was measured by using the F_1 score

$$F_1 = \frac{2 \cdot TP}{2 \cdot TP + FN + FP}$$

Results

Cue-based

Tests repeated with different postures and position of the electrodes.

Configuration	Participant A		Participant B	
	Forehead	Distal	Forehead	Distal
Sitting	0.90	0.91	0.85	0.84
Standing	0.83	0.85	0.79	0.78
Walking	0.80	0.83	0.75	0.73

Free-mode

F_1 score of 0.85 after 2-hour experiment.

Conclusions

- Prototype to control a device with eye winks
- Simple algorithm for wink detection and blink filtering
- App to configure the smartphone

Future work

- Test dry electrodes
- Make the device wearable
- Stream the data directly from the board to the smartphone
- Add support of more applications in the EyeWink app

Questions?

Thank you for listening.

